

CONSTRUCTION

The Unit incorporates ¼ turn 'Quick Release' fasteners on both of the lids water compartment and motor compartment.

The standard unit is supplied with End Discharge outlet with Top Discharge being available on request.

All models of the RG 40 range are complete with a High Water Level Alarm Switch.


QUALITY FINISH

All products are manufactured from 18 SWG Stainless Steel and welded to create a water tight seal.

Designed specifically for efficient disposal of Hot Water Flushdown from Steam Generating Humidifiers and Cooling Coil Condensate removal from Air-Conditioning Systems



Single Pump RG 40 X



Single Pump RG 40 XL

The puma pumps are ideally suited for use with Humidification systems incorporating automatic flushing. If the humidification plant forms part of an Air Conditioning System, the cooling coil condensate can also be passed to the unit for disposal. The water is collected in a common Sump Tank where the special float switch arrangement controls the unit's operation. The low profile design enables the pump to be sited under Raised Modular Floors in Computer Rooms or in some cases within the Air-Conditioning Plant. Other applications include waste removal from Hand Basins, Sinks or Chemical cleaning trays where gravity drains are inaccessible.



Twin Pump and Control Panel



Pump Motor Compartment

- Pump head from 15 to 30 Meters
- Automatic Float Control Operation
- Side or Top Discharge Compression Fitting
- Auto Changeover panels
- Water temperature up to 100°C (212°F)
- Low Profile Units 155mm to 205mm
- Stainless Steel Construction
- High level Alarm Switch (normally closed)
- Twelve Month Warranty
- Flood Alarm Panels



ISO 9001:2008
Certificate Number: 1206 Issue:01



Unit C, Alexander Bell Centre, Hopkinson Way, West Portway Business Park, Andover, Hampshire, SP10 3UR, England

Puma™ Products - innovation - design - quality

Technical Performance and Specification

TECHNICAL SUPPORT

PUMA can offer a wealth of experience in sales, application and technical support. Using the latest CAD design software we can provide detailed drawings in dxf or pdf formats

- SERVICES AVAILABLE
- Technical Support
- Installation and Setup
- Maintenance
- Application Support
- Fitting Instructions
- 12 Month Warranty *

BESPOKE SOLUTIONS

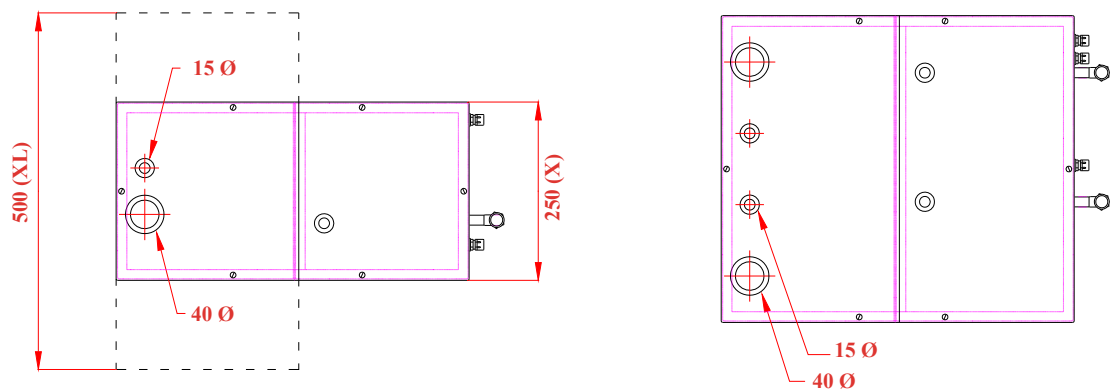
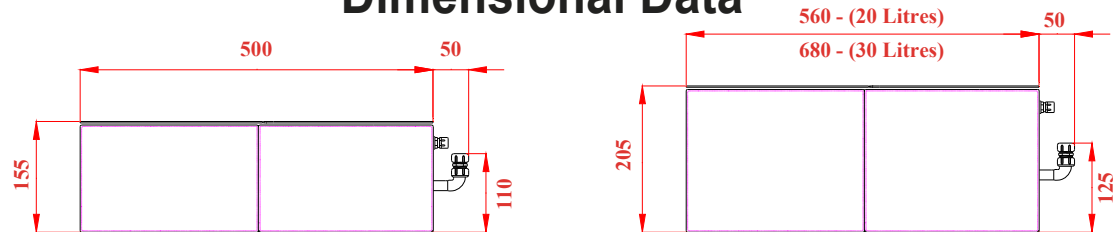
Puma Products operate a continuous design and improvement policy and reserve the right to change designs and specifications without notice

CONTACT DETAILS

For more information on any of our products or services please visit us on the Web at:
www.pumaproducts.co.uk
 Telephone + 44 (0)1264 333305
sales@pumaproducts.co.uk

Model Number	Maximum Head Meters	Flow Rate Lit/Hr	Overall Height Millimetres	Sump Capacity Litres	Motor Power Watts	Running Current Amps	Nett Weight Kg	Mains Supply Voltage	Maximum Discharge Pipe Length
RG 40 X	30	480	155	9	600	2.4	10	1PH 50HZ	22m
RG 40 XL	30	480	155	18	600	2.4	12	1PH 50HZ	44m
TWIN RG 40 XL 20	30	480	205	20	600	2.4	15	1PH 50HZ	48m
TWIN RG 40 XL 30	30	480	205	30	600	2.4	20	1PH 50HZ	70m

Dimensional Data



* Refer to Operating and Maintenance Instructions



ISO 9001:2008
 Certificate Number: 1206 Issue:01



Unit C, Alexander Bell Centre, Hopkinson Way, West Portway Business Park,
 Andover, Hampshire, SP10 3UR, England